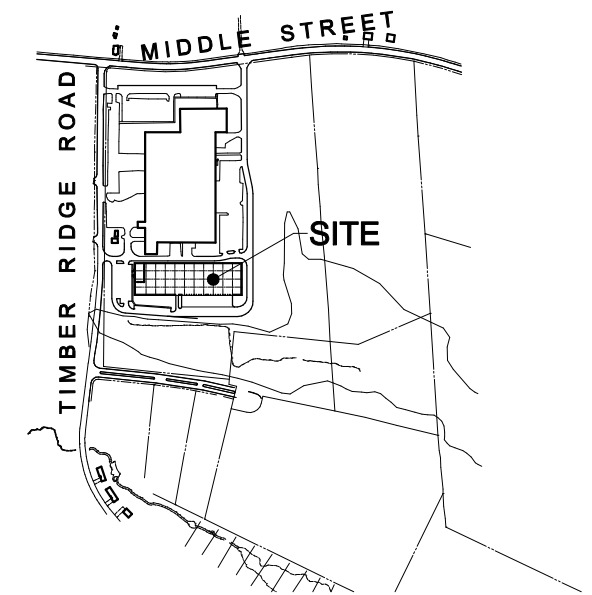
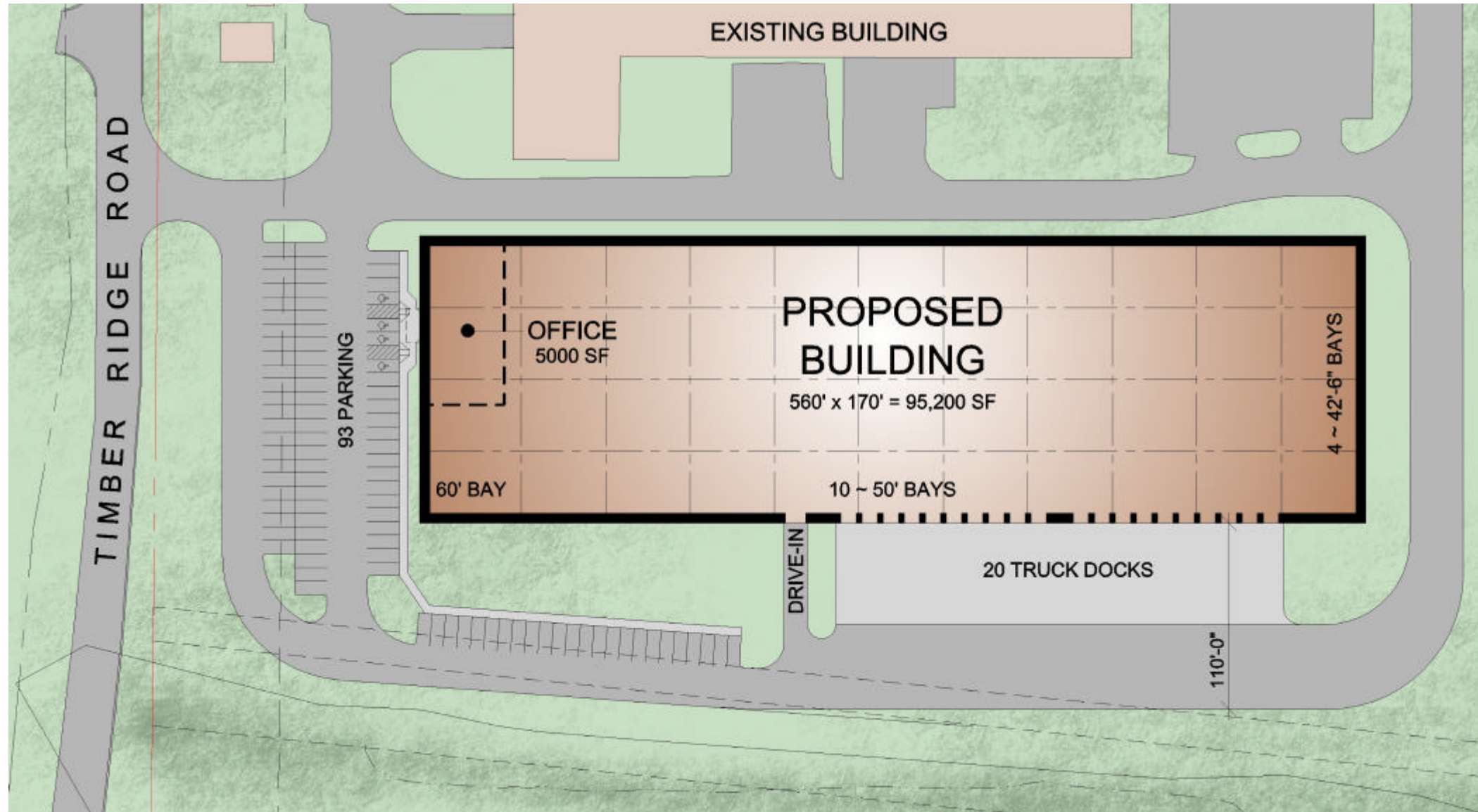


Copyright Notice: This document is given in confidence and shall be used only pursuant to the authorization from Lauth Property Group. No other use, dissemination or duplication may be made without prior written consent of Lauth Property Group. All common law rights of copyright and otherwise are hereby specifically reserved by Lauth Property Group and JRA Architecture.



Location Plan Scale: 1" = 1000'-0"


**Project Data**

Site Area	±8.0 Acres
Warehouse	90,200 SF
Office	5,000 SF
Total Building Area	95,200 SF
Dock Doors	20
Drive-in Door	1
Car Parking Spaces	93

Site Plan Scale: 1" = 80'-0"



**INTERNATIONAL PAPER**  
 TIMBER RIDGE ROAD - MIDDLETOWN, CONNECTICUT  
 JUNE 09, 2004



3939 Priority Way South Drive, #200  
 Indianapolis, Indiana 46240  
 317.581.1485  
 FAX 317.581.1475  
 © 2004 JRA ARCHITECTURE #03780-Y  
 Y1Y1\_780.dwg 040609 10:39:09